

Smarandache Curves In Terms of Sabban Frame of Fixed Pole Curve

Abdussamet ÇALIŞKAN & Süleyman ŞENYURT *

Faculty of Arts and Sciences, Department of Mathematics,

Ordu University, 52100, Ordu/Turkey

E-mail: abdussamet65@gmail.com

Faculty of Arts and Sciences, Department of Mathematics,

Ordu University, 52100, Ordu/Turkey

E-mail: senyurtsuleyman@hotmail.com

Abstract: In this paper, we study the special Smarandache curve in terms of Sabban frame of Fixed Pole curve and we give some characterization of Smarandache curves. Besides, we illustrate examples of our results.

Mathematics Subject Classification (2010): 53A04.

Keywords: Smarandache Curves, Sabban Frame, Geodesic Curvature, Fixed Pole Curve

1 Introduction

A regular curve in Minkowski space-time, whose position vector is composed by Frenet frame vectors on another regular curve, is called a Smarandache curve [11]. Special Smarandache curves have been studied by some authors . Ahmad T.Ali studied some special Smarandache curves in the Euclidean space.He studied Frenet-Serret invariants of a special case [1]. M. Çetin , Y. Tunçer and K. Karacan investigated special smarandache curves according to Bishop frame in Euclidean 3-Space and they gave some differential geometric properties of Smarandache curves [5]. Şenyurt and Çalışkan investigated special Smarandache curves in terms of Sabban frame of spherical indicatrix curves and they gave some characterization of Smarandache

*corresponding author, senyurtsuleyman@hotmail.com

curves, [4]. Ö. Bektaş and S. Yüce studied some special smarandache curves according to Darboux Frame in E^3 [2]. M. Turgut and S. Yılmaz studied a special case of such curves and called it smarandache TB_2 curves in the space E_1^4 [11]. N. Bayrak , Ö. Bektaş and S. Yüce studied some special smarandache curves in E_1^3 [3]. K. Taşköprü , M. Tosun studied special Smarandache curves according to Sabban frame on S^2 [10].

In this paper, the special smarandache curves such as $CT_C, T_C(C \wedge T_C), CT_C(C \wedge T_C)$ created by Sabban frame , $\{C, T_C, C \wedge T_C\}$, that belongs to fixed pole of a α curve are defined. Besides, we have found some results.

2 Preliminaries

The Euclidean 3-space E^3 be inner product given by

$$\langle, \rangle = x_1^2 + x_2^2 + x_3^2$$

where $(x_1, x_2, x_3) \in E^3$. Let $\alpha : I \rightarrow E^3$ be a unit speed curve denote by $\{T, N, B\}$ the moving Frenet frame . For an arbitrary curve $\alpha \in E^3$, with first and second curvature, κ and τ respectively, the Frenet formulae is given by [6]

$$\begin{cases} T' = \kappa N \\ N' = -\kappa T + \tau B \\ B' = -\tau N. \end{cases} \quad (2.1)$$

Accordingly, the spherical indicatrix curves of Frenet vectors are (T) , (N) and (B) respectively. These equations of curves are given by [7]

$$\begin{cases} \alpha_T(s) = T(s) \\ \alpha_N(s) = N(s) \\ \alpha_B(s) = B(s) \end{cases} \quad (2.2)$$

Let $\gamma : I \rightarrow S^2$ be a unit speed spherical curve. We denote s as the arc-length parameter of γ . Let us denote by

$$\begin{cases} \gamma(s) = \gamma(s) \\ t(s) = \gamma'(s) \\ d(s) = \gamma(s) \wedge t(s). \end{cases} \quad (2.3)$$

We call $t(s)$ a unit tangent vector of γ . $\{\gamma, t, d\}$ frame is called the Sabban frame of γ on S^2 . Then we have the following spherical Frenet formulae of γ :

$$\begin{cases} \gamma' = t \\ t' = -\gamma + \kappa_g d \\ d' = -\kappa_g t \end{cases} \quad (2.4)$$

where κ_g is called the geodesic curvature of γ on S^2 and

$$\kappa_g = \langle t', d \rangle \quad [8] \quad (2.5)$$

3 Smarandache Curves According to Sabban Frame of Fixed Pole Curve

In this section, we investigate Smarandache curves according to the Sabban frame of fixed pole curve (C). Let $\alpha_C(s) = C(s)$ be a unit speed regular spherical curves on S^2 . We denote s_C as the arc-length parameter of fixed pole curve (C)

$$\alpha_C(s) = C(s) \quad (3.1)$$

Differentiating (3.1), we have

$$\frac{d\alpha_C}{ds_C} \frac{ds_C}{ds} = C'(s)$$

and

$$T_C \frac{ds_C}{ds} = \varphi' \cos \varphi T - \varphi' \sin \varphi B \quad (3.2)$$

From the equation (3.2)

$$T_C = \cos \varphi T - \sin \varphi B$$

and

$$C \wedge T_C = N$$

From the equation (2.3)

$$\begin{cases} C(s) = C(s) \\ T_C(s) = \cos \varphi T - \sin \varphi B \\ (C \wedge T_C)(s) = N(s) \end{cases}$$

is called the Sabban frame of fixed pole curve (C). From the equation (2.5)

$$\kappa_g = \langle T'_C, C \wedge T_C \rangle \implies \kappa_g = \frac{\|W\|}{\varphi'}$$

Then from the equation (2.4) we have the following spherical Frenet formulae of (C) :

$$\begin{cases} C' = T_C \\ T'_C = -C + \frac{\|W\|}{\varphi'}(C \wedge T_C) \\ (C \wedge T_C)' = -\frac{\|W\|}{\varphi'}T_C \end{cases} \quad (3.3)$$

3.1 CT_C -Smarandache Curves

Definition 3.1 Let S^2 be a unit sphere in E^3 and suppose that the unit speed regular curve $\alpha_C(s) = C(s)$ lying fully on S^2 . In this case, CT_C - Smarandache curve can be defined by

$$\psi(s^*) = \frac{1}{\sqrt{2}}(C + T_C). \quad (3.4)$$

Now we can compute Sabban invariants of CT_C - Smarandache curves. Differentiating (3.4), we have

$$T_\psi \frac{ds^*}{ds} = \frac{1}{\sqrt{2}}((\cos \varphi - \sin \varphi)T + \frac{\|W\|}{\varphi'}N - (\cos \varphi + \sin \varphi)B),$$

where

$$\frac{ds^*}{ds} = \sqrt{\frac{2 + \left(\frac{\|W\|}{\varphi'}\right)^2}{2}}. \quad (3.5)$$

Thus, the tangent vector of curve ψ is to be

$$T_\psi = \frac{1}{\sqrt{2 + \left(\frac{\|W\|}{\varphi'}\right)^2}}((\cos \varphi - \sin \varphi)T + \frac{\|W\|}{\varphi'}N - (\cos \varphi + \sin \varphi)B). \quad (3.6)$$

Differentiating (3.6), we get

$$T'_\psi \frac{ds^*}{ds} = \frac{1}{(2 + \left(\frac{\|W\|}{\varphi'}\right)^2)^{\frac{3}{2}}}(\lambda_1 T + \lambda_2 N + \lambda_3 B) \quad (3.7)$$

where

$$\begin{aligned}
\lambda_1 &= -2\varphi'(\sin \varphi + \cos \varphi) - \kappa\left(2\frac{\|W\|}{\varphi'} + \left(\frac{\|W\|}{\varphi'}\right)^3\right) - \frac{\|W\|^2}{\varphi'}(\sin \varphi + \cos \varphi) - \\
&\quad \frac{\|W\|}{\varphi'}\left(\frac{\|W\|}{\varphi'}\right)'(\cos \varphi - \sin \varphi) \\
\lambda_2 &= \left(2 + \left(\frac{\|W\|}{\varphi'}\right)^2\right)(\kappa(\cos \varphi - \sin \varphi) + \tau(\cos \varphi + \sin \varphi)) + 2\left(\frac{\|W\|}{\varphi'}\right)' \\
\lambda_3 &= \tau\frac{\|W\|}{\varphi'}\left(2 + \left(\frac{\|W\|}{\varphi'}\right)^2\right) - 2\varphi'(\cos \varphi - \sin \varphi) - \frac{\|W\|^2}{\varphi'}(\cos \varphi - \sin \varphi) + \\
&\quad \frac{\|W\|}{\varphi'}\left(\frac{\|W\|}{\varphi'}\right)'(\cos \varphi + \sin \varphi).
\end{aligned}$$

Substituting the equation (3.5) into equation (3.7) , we reach

$$T'_\psi = \frac{\sqrt{2}}{\left(2 + \left(\frac{\|W\|}{\varphi'}\right)^2\right)}(\lambda_1 T + \lambda_2 N + \lambda_3 B). \quad (3.8)$$

Considering the equations (3.4) and (3.6) , it easily seen that

$$\begin{aligned}
(C \wedge T_C)_\psi &= \frac{1}{\sqrt{4 + 2\left(\frac{\|W\|}{\varphi'}\right)^2}} \left(-\frac{\|W\|}{\varphi'}(\cos \varphi - \sin \varphi)T + \right. \\
&\quad \left. + 2N + \left(\frac{\|W\|}{\varphi'}(\cos \varphi + \sin \varphi)\right)B \right) \quad (3.9)
\end{aligned}$$

From the equation (3.8) and (3.9) , the geodesic curvature of $\psi(s^*)$ is

$$\begin{aligned}
\kappa_g^\psi &= \langle T'_\psi, (C \wedge T_C)_\psi \rangle \\
&= \frac{1}{\left(2 + \left(\frac{\|W\|}{\varphi'}\right)^2\right)^{\frac{3}{2}}} \left(-\frac{\|W\|}{\varphi'}(\cos \varphi - \sin \varphi)\lambda_1 + 2\lambda_2 + \frac{\|W\|}{\varphi'}(\cos \varphi + \sin \varphi)\lambda_3 \right).
\end{aligned}$$

3.2 $T_C(C \wedge T_C)$ -Smarandache Curves

Definition 3.2 Let S^2 be a unit sphere in E^3 and suppose that the unit speed regular curve $\alpha_C(s) = C(s)$ lying fully on S^2 . In this case, $T_C(C \wedge T_C)$ - Smarandache curve can be defined by

$$\psi(s^*) = \frac{1}{\sqrt{2}}(T_C + C \wedge T_C). \quad (3.10)$$

Now we can compute Sabban invariants of $T_C(C \wedge T_C)$ - Smarandache curves. Differentiating (3.10), we have

$$T_\psi \frac{ds^*}{ds} = \frac{1}{\sqrt{2}} \left((-\sin \varphi - \frac{\|W\|}{\varphi'} \cos \varphi) T + \frac{\|W\|}{\varphi'} N + (\frac{\|W\|}{\varphi'} \sin \varphi - \cos \varphi) B \right)$$

where

$$\frac{ds^*}{ds} = \sqrt{\frac{1 + 2\left(\frac{\|W\|}{\varphi'}\right)^2}{2}}. \quad (3.11)$$

In that case, the tangent vector of curve ψ is as follows

$$\begin{aligned} T_\psi = & \frac{1}{\sqrt{1 + 2\left(\frac{\|W\|}{\varphi'}\right)^2}} \left((-\sin \varphi - \frac{\|W\|}{\varphi'} \cos \varphi) T + \right. \\ & \left. + \frac{\|W\|}{\varphi'} N + (\frac{\|W\|}{\varphi'} \sin \varphi - \cos \varphi) B \right) \end{aligned} \quad (3.12)$$

Differentiating (3.12), it is obtained that

$$T'_\psi \frac{ds^*}{ds} = \frac{1}{\left(1 + 2\left(\frac{\|W\|}{\varphi'}\right)^2\right)^{\frac{3}{2}}} (\lambda_1 T + \lambda_2 N + \lambda_3 B) \quad (3.13)$$

where

$$\begin{aligned} \lambda_1 = & -\varphi' \cos \varphi + \|W\|(\sin \varphi + 2\frac{\|W\|}{\varphi'} \cos \varphi - \frac{\kappa}{\varphi'} + 2\left(\frac{\|W\|}{\varphi'}\right)^2 \sin \varphi - 2\kappa \frac{\|W\|^2}{\varphi'^3}) - \\ & \left(\frac{\|W\|}{\varphi'}\right)'(\cos \varphi - 2\frac{\|W\|}{\varphi'} \sin \varphi) \\ \lambda_2 = & \kappa(-\sin \varphi - \frac{\|W\|}{\varphi'} \cos \varphi + 2\left(\frac{\|W\|}{\varphi'}\right)^2(-\sin \varphi - \frac{\|W\|}{\varphi'} \cos \varphi)) - \\ & \tau\left(\frac{\|W\|}{\varphi'}(\sin \varphi - \cos \varphi) - 2\left(\frac{\|W\|}{\varphi'}\right)^3(\sin \varphi - \cos \varphi)\right) + \left(\frac{\|W\|}{\varphi'}\right)' \\ \lambda_3 = & \varphi' \sin \varphi + \frac{\|W\|}{\varphi'}(\tau + \varphi' \cos \varphi + 2\tau\left(\frac{\|W\|}{\varphi'}\right)^2 + 2\left(\frac{\|W\|}{\varphi'}\right)^2 \varphi' \cos \varphi + 2\|W\| \sin \varphi) + \\ & \left(\frac{\|W\|}{\varphi'}\right)'(\sin \varphi + 2\frac{\|W\|}{\varphi'} \cos \varphi). \end{aligned}$$

Substituting the equation (3.11) into equation (3.13), we get

$$T'_\psi = \frac{\sqrt{2}}{\left(1 + 2\left(\frac{\|W\|}{\varphi'}\right)^2\right)^2} (\lambda_1 T + \lambda_2 N + \lambda_3 B) \quad (3.14)$$

Using the equations (3.10) and (3.12) , we easily find

$$(C \wedge T_C)_\psi = \frac{1}{\sqrt{2 + 4\left(\frac{\|W\|}{\varphi'}\right)^2}} \left(\left(2\frac{\|W\|}{\varphi'} \sin \varphi - \cos \varphi\right)T + \right. \quad (3.15)$$

$$\left. + N + \left(2\frac{\|W\|}{\varphi'} \cos \varphi + \sin \varphi\right)B \right)$$

So, the geodesic curvature of $\psi(s^*)$ is as follows

$$\kappa_g^\psi = \langle T'_\psi, (C \wedge T_C)_\psi \rangle$$

$$= \frac{1}{\left(1 + 2\left(\frac{\|W\|}{\varphi'}\right)^2\right)^{\frac{3}{2}}} \left(\left(2\frac{\|W\|}{\varphi'} \sin \varphi - \cos \varphi\right)\lambda_1 + \lambda_2 + \left(2\frac{\|W\|}{\varphi'} \cos \varphi + \sin \varphi\right)\lambda_3 \right).$$

3.3 $CT_C(C \wedge T_C)$ -Smarandache Curves

Definition 3.3 Let S^2 be a unit sphere in E^3 and suppose that the unit speed regular curve $\alpha_C(s) = C(s)$ lying fully on S^2 . In this case, $CT_C(C \wedge T_C)$ - Smarandache curve can be defined by

$$\psi(s^*) = \frac{1}{\sqrt{3}}(C + T_C + C \wedge T_C). \quad (3.16)$$

Let us calculate Sabban invariants of $CT_C(C \wedge T_C)$ - Smarandache curves. Differentiating (3.16), we have

$$T_\psi \frac{ds^*}{ds} = \frac{1}{\sqrt{3}} \left((\cos \varphi - \sin \varphi - \frac{\|W\|}{\varphi'} \cos \varphi)T + \right.$$

$$\left. + \frac{\|W\|}{\varphi'} N + (-\sin \varphi - \cos \varphi + \frac{\|W\|}{\varphi'} \sin \varphi)B \right)$$

where

$$\frac{ds^*}{ds} = \sqrt{\frac{2\left(1 - \frac{\|W\|}{\varphi'} + \left(\frac{\|W\|}{\varphi'}\right)^2\right)}{3}}. \quad (3.17)$$

Thus, the tangent vector of curve ψ is

$$T_\psi = \frac{1}{\sqrt{2\left(1 - \frac{\|W\|}{\varphi'} + \left(\frac{\|W\|}{\varphi'}\right)^2\right)}} \left((\cos \varphi - \sin \varphi - \frac{\|W\|}{\varphi'} \cos \varphi)T \right. \quad (3.18)$$

$$\left. + \frac{\|W\|}{\varphi'} N + (-\sin \varphi - \cos \varphi + \frac{\|W\|}{\varphi'} \sin \varphi)B \right)$$

Differentiating (3.18), it is obtained that

$$T'_\psi \frac{ds^*}{ds} = \frac{1}{2\sqrt{2}(1 - \frac{\|W\|}{\varphi'} + (\frac{\|W\|}{\varphi'})^2)^{\frac{3}{2}}}(\lambda_1 T + \lambda_2 N + \lambda_3 B) \quad (3.19)$$

where

$$\begin{aligned} \lambda_1 &= \left(1 - \frac{\|W\|}{\varphi'} + \left(\frac{\|W\|}{\varphi'}\right)^2\right) \left(-2\varphi'(\sin \varphi + \cos \varphi) + 2\|W\| \sin \varphi - 2\kappa \frac{\|W\|}{\varphi'}\right) + \\ &\quad \frac{\|W\|}{\varphi'}(\cos \varphi - \sin \varphi) + 2\left(\frac{\|W\|}{\varphi'}\right)'(-\cos \varphi + \frac{\|W\|}{\varphi'} \sin \varphi) \\ \lambda_2 &= \left(1 - \frac{\|W\|}{\varphi'} + \left(\frac{\|W\|}{\varphi'}\right)^2\right) \left(2\kappa(\cos \varphi - \sin \varphi - \frac{\|W\|}{\varphi'} \cos \varphi) + \right. \\ &\quad \left. 2\tau(\sin \varphi + \cos \varphi - \frac{\|W\|}{\varphi'} \cos \varphi)\right) + 2\left(\frac{\|W\|}{\varphi'}\right)' \left(1 - \frac{\|W\|}{\varphi'}\right) + \left(\frac{\|W\|}{\varphi'}\right)^2 \\ \lambda_3 &= \left(1 - \frac{\|W\|}{\varphi'} + \left(\frac{\|W\|}{\varphi'}\right)^2\right) \left(2\tau \frac{\|W\|}{\varphi'} + 2\varphi'(\sin \varphi - \cos \varphi) + 2\|W\| \cos \varphi\right) + \\ &\quad \left(\frac{\|W\|}{\varphi'}\right)^2 \sin \varphi + 2\left(\frac{\|W\|}{\varphi'}\right)'(\sin \varphi + \frac{\|W\|}{\varphi'} \cos \varphi) - \frac{\|W\|}{\varphi'}(\sin \varphi + \cos \varphi). \end{aligned}$$

Substituting the equation (3.17) into equation (3.19), we reach

$$T'_\psi = \frac{\sqrt{3}}{4\left(1 - \frac{\|W\|}{\varphi'} + \left(\frac{\|W\|}{\varphi'}\right)^2\right)^2}(\lambda_1 T + \lambda_2 N + \lambda_3 B). \quad (3.20)$$

Using the equations (3.16) and (3.18), we have

$$\begin{aligned} (C \wedge T_C)_\psi &= \frac{1}{\sqrt{6}\sqrt{1 - \frac{\|W\|}{\varphi'} + \left(\frac{\|W\|}{\varphi'}\right)^2}} \left(\left(2\frac{\|W\|}{\varphi'} \sin \varphi - \frac{\|W\|}{\varphi'} \cos \varphi \right. \right. \\ &\quad \left. \left. - \cos \varphi\right)T + \left(1 - \frac{\|W\|}{\varphi'}\right)N + \left(\sin \varphi + 2\frac{\|W\|}{\varphi'} \cos \varphi \right. \right. \\ &\quad \left. \left. + \frac{\|W\|}{\varphi'} \sin \varphi\right)B \right) \end{aligned} \quad (3.21)$$

From the equation (3.20) and (3.21), the geodesic curvature of $\psi(s^*)$ is

$$\begin{aligned} \kappa_g^\psi &= \langle T'_\psi, (C \wedge T_C)_\psi \rangle = \frac{1}{4\sqrt{2}(1 - \frac{\|W\|}{\varphi'} + (\frac{\|W\|}{\varphi'})^2)^{\frac{3}{2}}} [\lambda_1 \left(2\frac{\|W\|}{\varphi'} \sin \varphi - \right. \\ &\quad \left. \frac{\|W\|}{\varphi'} \cos \varphi - \cos \varphi\right) + \lambda_2 \left(1 - \frac{\|W\|}{\varphi'}\right) + \\ &\quad \left. \lambda_3 \left(\sin \varphi + 2\frac{\|W\|}{\varphi'} \cos \varphi + \frac{\|W\|}{\varphi'} \sin \varphi\right) \right]. \end{aligned}$$

3.4 Example

Let us consider the unit speed spherical curve:

$$\alpha(s) = \left\{ \frac{9}{208} \sin 16s - \frac{1}{117} \sin 36s, -\frac{9}{208} \cos 16s + \frac{1}{117} \cos 36s, \frac{6}{65} \sin 10s \right\}.$$

It is rendered in Figure 1.

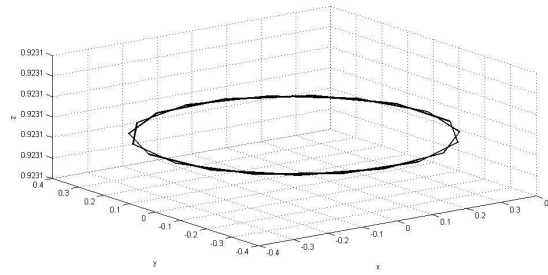


Figure 1: *Fixed Pole curve (T)*

In terms of definitions, we obtain Smarandache curves according to Sabban frame on S^2 , see Figures 2 - 4.

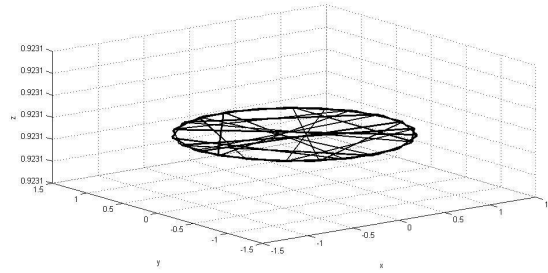


Figure 2: CT_C - Smarandache Curve

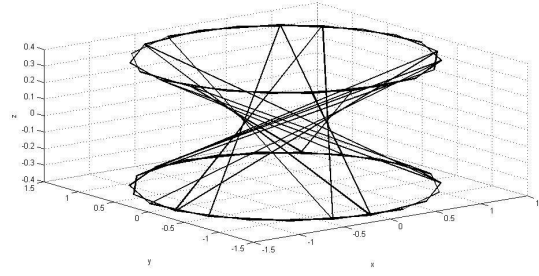


Figure 3: $T_C(C \wedge T_C)$ - Smarandache Curve

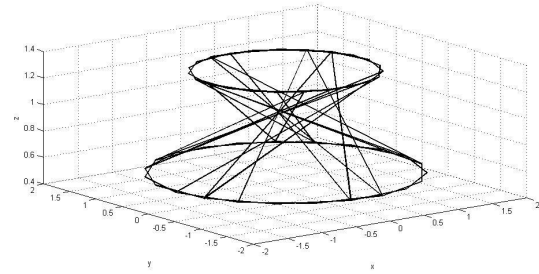


Figure 4: $CT_C(C \wedge T_C)$ - Smarandache Curve

References

- [1] Ali A. T., *Special Smarandache Curves in the Euclidean Space*, International Journal of Mathematical Combinatorics, Vol.2, pp.30-36, 2010.
- [2] Bektaş Ö. and Yüce S., *Special Smarandache Curves According to Darboux Frame in Euclidean 3- Space*, Romanian Journal of Mathematics and Computer Science, Vol.3, Issue 1, pp.48-59, 2013 .
- [3] Bayrak N., Bektaş Ö. and Yüce S., *Special Smarandache Curves in E_1^3* , International Conference on Applied Analysis and Algebra, Symposium pp.209, June 20-24, 2012.
- [4] Çalışkan A. and Şenyurt, S., *Smarandache Curves In Terms of Sabban Frame of Spherical Indicatrix Curves*, Gen. Math. Notes, impress, 2015.
- [5] Çetin M., Tunçer Y. and Karacan M. K., *Smarandache Curves According to Bishop Frame in Euclidean 3- Space*, Gen. Math. Notes, Vol. 20, pp.50-66, 2014.
- [6] Do Carmo, M. P., *Differential Geometry of Curves and Surfaces*, Prentice Hall, Englewood Cliffs, NJ, 1976.

- [7] Hacısalıhoğlu H.H., *Differential Geometry*, Academic Press Inc. Ankara, 1994.
- [8] Koenderink J., *Solid Shape*, MIT Press, Cambridge, MA, 1990.
- [9] O'Neill B., *Elementary Differential Geometry*, Academic Press Inc. New York, 1966.
- [10] Taşköprü K. and Tosun M., *Smarandache Curves on S^2* , Boletim da Sociedade Paranaense de Matemática 3 Srie. Vol. 32, no:1, pp.51-59, 2014.
- [11] Turgut M. and Yılmaz S., *Smarandache Curves in Minkowski Space-time*, International J. Math. Combin., Vol.3, pp.51-55, 2008.